

Cross Tee

High Pressure Control

Modulating Control

Operating Control

Sight Glass Gage Glass

Primary LWCO

Pressure Gage

Auxiliary or Secondary LWCO

LWCO Blowdown


Bottom Blowdown Valve

Solenoid operated main gas valve

Solenoid operated main gas valve

BURNHAM

PowerFlame



Pressure Gage

safety Valve

probe style LWCO

Steam Gauge

Gage Glass isolation valve

Water Column


Gage Glass

Gage Glass Blowdown Valve

High Pressure Limit Control w/man reset

Operating Pressure Control

**Classic**  
VERTICAL TUBELESS BOILER



High Limit Pressure Control w/manual reset

Operating Pressure Control

Siphon

Cross Tee

Safety Valve

A419 A419

Gage or Sight Glass Isolation Valve

Pressure Gage

Primary LWCO (Probe Style)

Auxiliary or Secondary LWCO


Gage or Sight Glass

Safgard Low Water Cutoff

Bottom Blowdown Valve

Auxiliary or Secondary LWCO Blowdown Valve






Operating Pressure Controller

Pressure Gage

High Pressure Limit Control w/manual reset

Siphon



Gage or Sight Glass

Primary LWCO

Auxiliary or Secondary LWCO

Gage or Sight Glass isolation valve

Bottom Blowdown Valve

Primary LWCO Blowdown Valve

A419  
A419