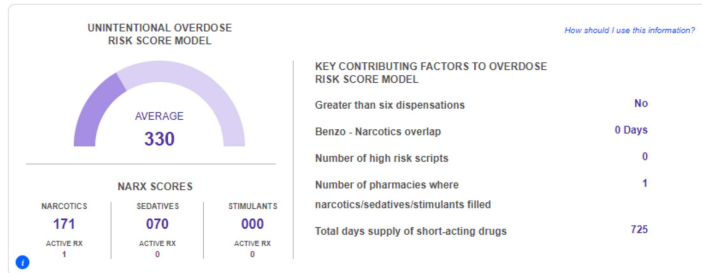


Understanding NarxCare and The New Score Tile

FEATURES

- The ORS provides an indicator, along with other patient-centric factors, of the likelihood of an unintentional overdose death
- Narx Scores reflect past exposure to opioids, sedatives and stimulants

NEW UNINTENTIONAL OVERDOSE RISK SCORE (ORS) & NARX SCORES

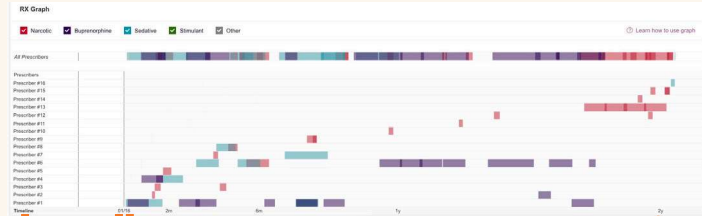


BENEFITS

- One cohesive tile ensures scores and Key Contributing Factors are always displayed together
- Key Contributing Factors gives further insight into the how the ORS was derived
- Narx Scores help draw awareness to the presence of PDMP history, with active Rxs seen below each respective Narx Score
- Narx Scores help differentiate those patients with low- and high-exposure based on multiple prescribers, pharmacies and overlaps

NARXCARE PDMP REPORT: DYNAMIC GRAPHICAL DISPLAY OF DISPENSATION HISTORY

- Filterable display of controlled substance history
- Two-year timeline view by drug category and provider
- Chart offers specific Rx details



- Shows changes in prescription history
- Offers visibility to controlled substances prescribed by other providers
- Identifies acute, episodic, and chronic treatment history
- Differentiates between single encounters and longitudinal continuity of care

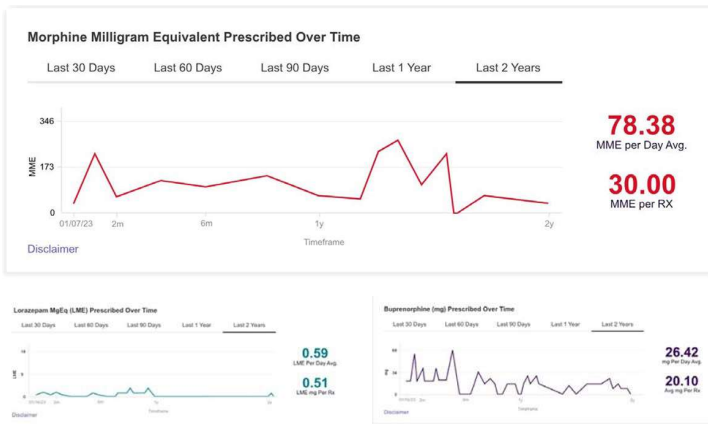
Most recent prescriber

Report date

24-month dispensation HX, day supply (duration) represented for each Rx

TREATMENT INTENSITY

- Total Morphine Milligram Equivalent (MME) and Lorazepam Milligram Equivalents (LME) by day over a two-year timeline



- Helps providers identify needs for frequent monitoring, dose taper and/or naloxone and reduce risk of opioid-related harm when considered alongside patient history and other factors
- Provides medical professionals with information to make informed controlled substance decisions

CURRENT AND 30-DAY AVERAGE

- Summary table of current- and 30-day average

RX Summary			
Summary	Opioids* (excluding Buprenorphine)		Buprenorphine*
Total Prescriptions	70	Current Qty 137	Current Qty 48
Total Private Pay	3	Current MME/day 55.00	Current mg/day 2.00
Total Prescribers	8	30 Day Avg MME/day 32.50	30 Day Avg mg/day 2.00
Total Pharmacies	8		

- Comparison between current MME and 30-day MME/day average

NarxCare is intended to aid, not replace, medical decision-making. None of the information presented should be used as sole justification for providing or refusing to provide medications.